

# UHF Corporate Collinear Antennas

## 380-430 MHz

### CC380 Series




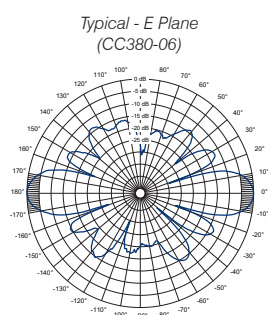
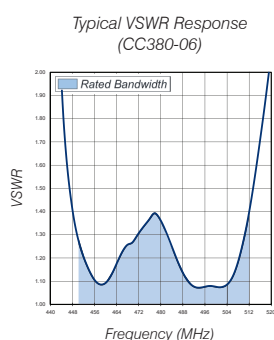
These industry leading, full featured corporate collinear arrays allow site operators to combine, with complete integrity, a large number of communications services into a single, low profile antenna solution.

The corporate feed design employed by RFI maintains superior pattern control, allowing gain to be maximised with zero tilt variation over a very broad bandwidth, comparable to that only previously available in exposed dipole array configurations. This is achieved in the preferred form factor of a fully enclosed fibreglass radome, providing a reduction in wind loading, ice loading and tower loading by comparison.

The CC380 series have been designed with an exceptional power rating of 500W across the band as well as Peak Instantaneous Power (PIP) rating of 25kW to cater for the peak voltage levels present in large multi-carrier combining environments. RFI's refined design processes and proven construction methods achieve a PIM rating of -150dBc, further ensuring performance is maintained for the service life of the antenna.

#### Features:

- 500W continuous power rating
- -150dBc Passive Intermodulation (PIM) rating
- 25 kW Peak Instantaneous (PIP) rating
- DC grounding on all elements for the ultimate in lightning protection and dissipation of static noise
- The CC380 series is field invertible (excluding tilt variation)



#### Electrical

Model Number	CC380-06-P
Nominal Gain dBi (dBd)	8.1(6.0)
Frequency MHz	380-430
Tuned Bandwidth	Full Band
VSWR (Return Loss)	<1.5 :1 (14dB)
Downtilt°	Not offered
Vertical Beamwidth°	Omni
Horizontal Beamwidth°	35
Input Power W	500
Passive IM 3rd order (2x20W) dBc	-150
Peak Instantaneous Power kW	25

#### Mechanical

Model Number	CC380-06-P	
Construction	Sky blue fibreglass radome	
Length mm (inches)	3300 (130)	
Radome Diameter mm (inches)	76 (3)	
Weight kg (lbs)	12 (26.5)	
Shipping Weight kg (lbs)	18 (40)	
Shipping Dimensions mm (inches)	H	115 (4.5)
	W	115 (4.5)
	L	3500 (138)
Termination	4.3-10 fixed female	
Mounting Area mm (inches)	500mm x 89.0mm (20" x 3.5") diameter; Eco-film plated aluminium	
Suggested Clamps	2 x UC-114	
Projected area cm <sup>2</sup> (ft <sup>2</sup> )	No Ice	2600 (2.8)
	With Ice	3060 (3.3)
Lateral Thrust @160km/h N (100 mph lbs)	301 (68)	
Wind Gust km/h (mph)	No Ice >240 (>150)	
Torque @ 160km/h Nm (100mph ft-lbs)	335 (247)	

(1) To order pre-set downtilt versions available, simply add a -T3 towards the end of the part number to denote downtilt model required. For eg. CC380-06-T3-P to order CC380-06-P with 3deg of downtilt. Please note: Models with downtilt are NOT field invertible.